

Calababar Carnival Travel Checklist

Explore

THE UNKNOWN

Perfect for first-time visitors! This checklist ensures you're prepared for an unforgettable experience at Africa's biggest street festival.

Contact Us

<https://african-festivals.com/>
+234 707 033 6489



Table of Contents

01 INTRODUCTION



02 PRE-TRAVEL

03 PACKING ESSENTIALS

04 BUDGETING TIPS:

05 GENERAL TIPS:

...





Essential Guide for Calabar Carnival Travelers

Introduction

Welcome to the Calabar Carnival, Nigeria's celebrated annual festival of music, dance, and vibrant street parades! Held every December in Cross River State, the carnival is Africa's largest street party, drawing visitors from across the globe. This guide ensures you're equipped with all the essentials to enjoy this unforgettable experience with peace of mind.

Festival Highlights

- **Dates:** December 1–31, with main parades around December 26–29.
- **Location:** Calabar, Cross River State, Nigeria.
- **Key Events:** Parades, African Food Festival, Fashion Week, and more.

Quick Tips

- **Weather:** Calabar's December temperatures are hot, with averages of 27-33°C (80-91°F).
- **Local Language:** English is widely spoken, though you'll also hear Efik and Ibibio.





Pre-Travel Arrangements

Pay attention to the following

1. Vaccinations & Health Precautions

- Vaccines: Confirm Yellow Fever vaccination; check recommendations for typhoid, hepatitis A, and malaria prevention.
- COVID-19 Guidelines: Stay updated with Nigeria's travel guidelines.
- Mosquito Protection: Pack insect repellents with DEET, especially if visiting rural areas around Calabar.

2. Visas and Passport

- Nigerian Visa: Required for most foreign visitors; applications can be made through the Nigerian embassy or online via the Nigeria Immigration Service (NIS) e-portal.
- Passport Validity: Ensure your passport has at least 6 months of validity beyond your travel dates.



3. Accommodation

- Booking in Advance: Hotels fill up quickly; book early to secure preferred options.
- Price Range: Budget to luxury options available, ranging from \$30–\$300 (approx. ₦23,000–₦230,000) per night.

4. Currency & Payment

- Local Currency: Nigerian Naira (₦); as of recent rates, \$1 USD ≈ ₦1,700. A simple Google search will give you the current exchange rate.
- ATMs & Cash: ATMs are available but may have fees; carrying cash is recommended in smaller denominations.





PACKING ESSENTIALS

WEATHER-APPROPRIATE CLOTHING

- Comfortable Attire: Light, breathable clothing for hot temperatures. Stick with casual and festive wear to match the carnival spirit.
- Rain Gear: Occasional rainfall; a compact poncho or umbrella is advisable.

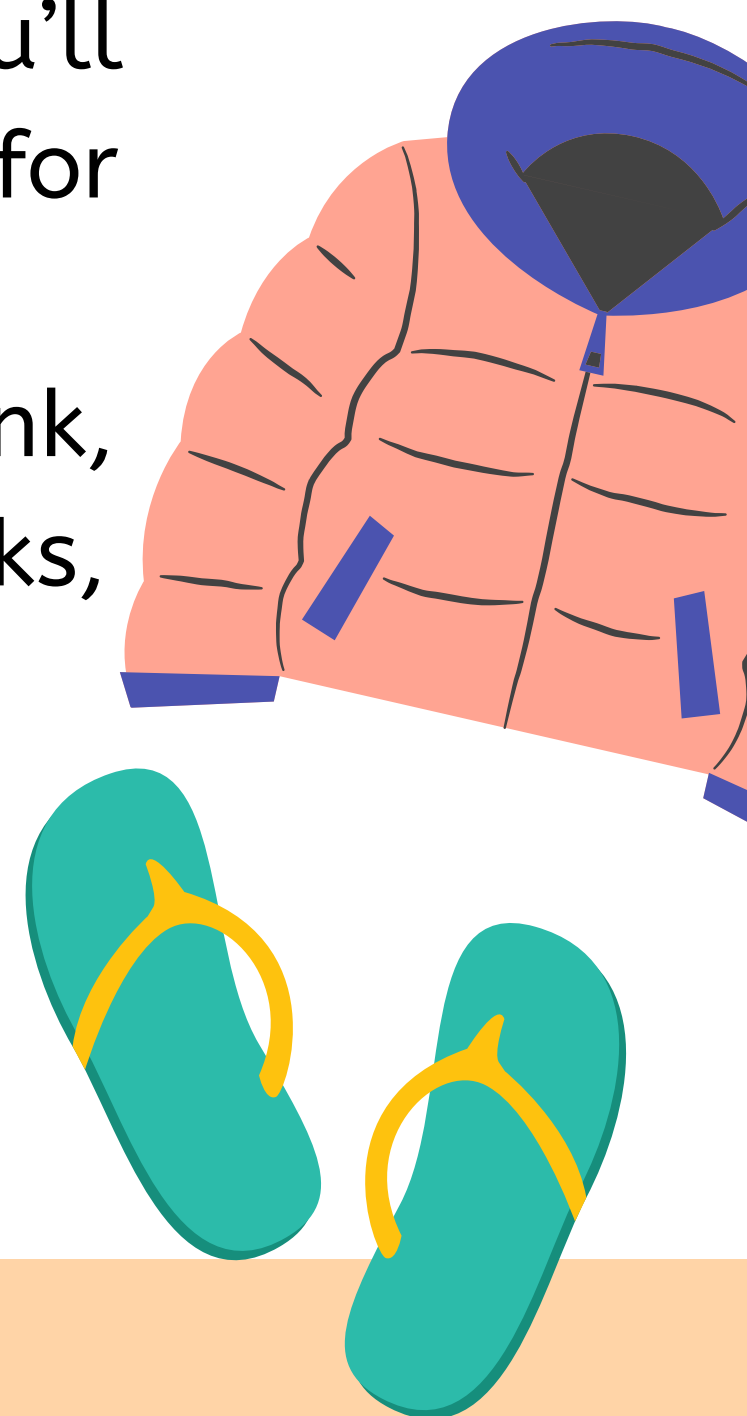


SUN PROTECTION

- Essentials: SPF 50+ sunscreen, sunglasses, and a hat to guard against strong sun.
- Rehydration: Bring a refillable water bottle and electrolyte tablets, especially if participating in parades.

COMFORT ITEMS

- Footwear: Comfortable shoes are essential as you'll be walking and standing for long periods.
- Bag Essentials: Power bank, hand sanitizer, light snacks, and small travel towels.
- First Aid Kit: Band-aids, basic antiseptics, any personal medications.



DOCUMENTATION & ELECTRONICS

- Documents: Printed copies of visa, passport, hotel confirmations.
- Adapters: Nigeria uses types D and G plug types; pack a universal adapter if needed.





Budgeting Tips

1. Accommodation Budgeting

Range: Budget accommodations start around \$30 (₦23,000), mid-range \$80–\$150 (₦62,000–₦116,000), and luxury options \$200+ (₦155,000+).

2. Food Costs

- Street Food: Costs for items like puff-puff, suya, or jollof rice range from \$1–\$3 (₦775–₦2,300).
 - Restaurants: Mid-range dining can cost \$10–\$20 (₦7,750–₦15,500) per person.
-

3. Transportation Costs

- Local Transport: Taxis within Calabar cost approximately \$1–\$5 (₦775–₦3,875) per ride.
 - Event Transport: Many events offer free or low-cost transport; check the official carnival page for options.
-

4. Souvenirs

Budget Estimate: Allocate around \$20–\$50 (₦15,500–₦38,750) for souvenirs such as local crafts, textiles, and jewelry.


5. Emergency Fund

Suggest setting aside an extra \$100–\$200 (₦77,500–₦155,000) as a buffer for unexpected expenses, such as additional transport or emergency accommodations.



General Tips

Check List



Important Document



- Passport
- Identification
- Travel Tickets
- Travel documents
- Money : Cash / Credit
- Vaccination Record
- Important contacts
- Travel guide / Maps
- Hotel Reservation

Toiletries



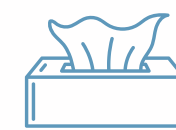
- Soap
- Shampoo
- Toothpaste
- Toothbrush
- Towel
- Sunscreen
- Deodorant
- Floss
- Perfume

Electronics



- Camera
- Charger
- Powerbank
- Laptop
- Headphones
- Travel Adapter

Hygiene Supplies



- Wet wipes
- Facial Masks
- Hand Sanitizer
- Tissue
- Feminine Products

Clothing



- Shirts
- Pants
- Travel Tickets
- Swimwear
- Sweaters
- Socks

